


CUSTOM ASTROMECH UNIT (R UNIT)

INSTRUCTIONS 3+

- 1** Slide Switch to ON Position (Shown in Image)



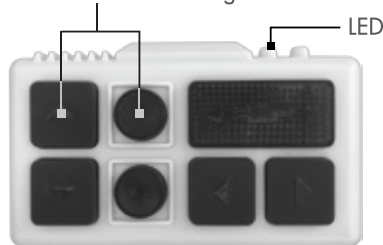
- 2** Pair with Controller (See Pairing Steps)



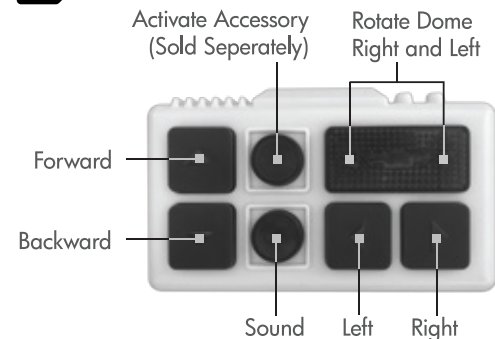
Pairing Steps

1. Hold down pairing button on underside of Droid body (as shown in image). Release button after LED starts blinking.
2. Make sure Remote Control is in the "OFF" position. While holding down "Forward" and "Accessory" buttons together at the same time (as shown in image), slide switch to the "ON" position. LED on Remote Control should start blinking.
3. When paired successfully, both the LED on Droid and Remote Control will turn off.

Hold Down Both Buttons Together To Pair



- 3** Controller



- 4** Sleep Mode



Note: Droid will go to sleep if not active on Batuu or at home after 5 minutes.



THIS DROID USES **BLUETOOTH** TECHNOLOGY TO COMMUNICATE WITH OTHER ASTROMECH DROID UNITS AND CERTAIN OTHER ELEMENTS AND OBJECTS ON BATUU AND AT DISNEY PARKS AND RESORTS. TO LEARN MORE, VISIT: [HTTPS://DISNEYLAND.DISNEY.GO.COM/FAQ/STAR-WARS-GALAXYS-EDGE/](https://disneyland.disney.go.com/faq/star-wars-galaxys-edge/)

CAUTION: CHANGES OR MODIFICATIONS NOT EXPRESSLY APPROVED BY THE PARTY RESPONSIBLE FOR COMPLIANCE COULD VOID THE USER'S AUTHORITY TO OPERATE THE EQUIPMENT.

NOTE: This equipment has been tested and found to comply with the limits for a Class B digital device, pursuant to Part 15 of the FCC Rules. These limits are designed to provide reasonable protection against harmful interference in a residential installation. This equipment generates, uses and can radiate radio frequency energy and, if not installed and used in accordance with the instructions, may cause harmful interference to radio communications. However, there is no guarantee that interference will not occur in a particular installation. If this equipment does cause harmful interference to radio or television reception, which can be determined by turning the equipment off and on, the user is encouraged to try to correct the interference by one or more of the following measures: Reorient or relocate the receiving antenna, Increase the separation between the equipment and receiver, Connect the equipment into an outlet on a circuit different from that to which the receiver is connected, and/or Consult the dealer or an experienced radio/TV technician for help.

THIS DEVICE COMPLIES WITH PART 15 OF THE FCC RULES. OPERATION IS SUBJECT TO THE FOLLOWING TWO CONDITIONS: (1) THIS DEVICE MAY NOT CAUSE HARMFUL INTERFERENCE, AND (2) THIS DEVICE MUST ACCEPT ANY INTERFERENCE RECEIVED, INCLUDING INTERFERENCE THAT MAY CAUSE UNDESIRABLE OPERATION. DISNEY HEREBY DECLARES THAT THIS RC CAR IS IN COMPLIANCE WITH THE ESSENTIAL REQUIREMENTS AND OTHER RELEVANT PROVISIONS OF DIRECTIVE 1999/5/EC.



WARNING:

CHOKING HAZARD - Small parts.
Not for children under 3 years.



STAR WARS
GALAXY'S EDGE™

Disney Theme Park Merchandise
Lake Buena Vista, FL 32830
© Disney © & ™ Lucasfilm Ltd.
Made in China